



Appendix

Parenting Style Questionnaire

PARENT ENGAGEMENT MODULES SERIES
Module 2: Using Positive Discipline to Support Your Child's Development
01/2020

Parenting Style Questionnaire

Please rate how often you engage in the different parenting practices listed below. Scores range from "Never" to "Always" on a six-point scale. At the end of each section, add up your scores and divide the total by the number of questions in that section to find your calculated score for that category. The highest calculated score indicates your preferred parenting style.

Authoritative Parenting Style



1. I am responsive to my child's feelings and needs.

Rate your response. Choose from 1 (never) to 6 (always):

2. I take my child's wishes into consideration before I ask him/her to do something.

Rate your response. Choose from 1 (never) to 6 (always):

3. I explain to my child how I feel about his/her good/bad behavior.

Rate your response. Choose from 1 (never) to 6 (always):

4. I encourage my child to talk about his/her feelings and problems.

Rate your response. Choose from 1 (never) to 6 (always):

5. I encourage my child to freely "speak his/her mind," even if he/she disagrees with me.

Rate your response. Choose from 1 (never) to 6 (always):

6. I explain the reasons behind my expectations.

Rate your response. Choose from 1 (never) to 6 (always):

7. I provide comfort and understanding when my child is upset.

Rate your response. Choose from 1 (never) to 6 (always):

Based on: Robinson, C., Mandleco, B., Olsen, S. F., & Hart, C. H. (1995). Authoritative, authoritarian, and permissive parenting practices: Development of a new measure. *Psychological Reports*, 77, 819–830.

PARENT ENGAGEMENT MODULES SERIES
Module 2: Using Positive Discipline to Support Your Child's Development

8. I compliment my child.

Rate your response. Choose from 1 (never) to 6 (always):

9. I consider my child's preferences when I make plans for the family (e.g., weekends away and holidays).

Rate your response. Choose from 1 (never) to 6 (always):

10. I respect my child's opinion and encourage him/her to express them.

Rate your response. Choose from 1 (never) to 6 (always):

11. I treat my child as an equal member of the family.

Rate your response. Choose from 1 (never) to 6 (always):

12. I provide my child reasons for the expectations I have for him/her.

Rate your response. Choose from 1 (never) to 6 (always):


13. I have warm and intimate times together with my child.

Rate your response. Choose from 1 (never) to 6 (always):

Total points for *Authoritative Parenting Style* section:

Calculated score for Authoritative Parenting Style section (total points divided by 13):

Authoritarian Parenting Style



1. When my child asks me why he/she has to do something, I tell him/her it is because I said so, I am your parent, or because that is what I want.

Rate your response. Choose from 1 (never) to 6 (always):

2. I punish my child by taking privileges away from him/her (e.g., TV, games, visiting friends).

Rate your response. Choose from 1 (never) to 6 (always):

Based on: Robinson, C., Mandlco, B., Olsen, S. F., & Hart, C. H. (1995). Authoritative, authoritarian, and permissive parenting practices: Development of a new measure. *Psychological Reports*, 77, 819–830.

PARENT ENGAGEMENT MODULES SERIES
Module 2: Using Positive Discipline to Support Your Child's Development

3. I yell when I disapprove of my child's behavior.

Rate your response. Choose from 1 (never) to 6 (always):

4. I explode in anger towards my child.

Rate your response. Choose from 1 (never) to 6 (always):

5. I spank my child when I don't like what he/she does or says.

Rate your response. Choose from 1 (never) to 6 (always):

6. I use criticism to make my child improve his/her behavior.

Rate your response. Choose from 1 (never) to 6 (always):

7. I use threats as a form of punishment with little or no justification.

Rate your response. Choose from 1 (never) to 6 (always):

8. I punish my child by withholding emotional expressions (e.g., kisses and cuddles).

Rate your response. Choose from 1 (never) to 6 (always):

9. I openly criticize my child when his/her behavior does not meet my expectations.

Rate your response. Choose from 1 (never) to 6 (always):

10. I find myself struggling to try to change how my child thinks or feels about things.

Rate your response. Choose from 1 (never) to 6 (always):

11. I feel the need to point out my child's past behavioral problems to make sure he/she will not do them again.

Rate your response. Choose from 1 (never) to 6 (always):

12. I remind my child that I am his/her parent.

Rate your response. Choose from 1 (never) to 6 (always):

13. I remind my child of all the things I am doing, and I have done for him/her.

Rate your response. Choose from 1 (never) to 6 (always):


Total points for *Authoritarian Parenting Style* section:

Calculated score for *Authoritarian Parenting Style* section (total points divided by 13):

Based on: Robinson, C., Mandleco, B., Olsen, S. F., & Hart, C. H. (1995). Authoritative, authoritarian, and permissive parenting practices: Development of a new measure. *Psychological Reports, 77*, 819–830.

PARENT ENGAGEMENT MODULES SERIES
Module 2: Using Positive Discipline to Support Your Child's Development

Permissive Parenting Style



1. I find it difficult to discipline my child.

Rate your response. Choose from 1 (never) to 6 (always):

2. I give into my child when he/she causes a commotion about something.

Rate your response. Choose from 1 (never) to 6 (always):

3. I spoil my child.

Rate your response. Choose from 1 (never) to 6 (always):

4. I ignore my child's bad behavior.

Rate your response. Choose from 1 (never) to 6 (always):

Total points for Permissive Parenting Style section:

Calculated score for Permissive Parenting Style section (total points divided by 4):

Parenting Styles Ranked

Record the rank order of your preferred parenting styles:

1. Highest calculated score:

Parenting style:

2. Second highest calculated score:

Parenting style:


3. Third highest calculated score:

Parenting style:

Based on: Robinson, C., Mandleco, B., Olsen, S. F., & Hart, C. H. (1995). Authoritative, authoritarian, and permissive parenting practices: Development of a new measure. *Psychological Reports*, 77, 819–830.

Childbehaviorchecklistfor Ages6-18

(CBCL)

 Please print			CHILD BEHAVIOR CHECKLIST FOR AGES 6-18			For office use only ID # _____			
CHILD'S FULL NAME First _____ Middle _____ Last _____			PARENTS' USUAL TYPE OF WORK, even if not working now. <i>(Please be specific — for example, auto mechanic, high school teacher, homemaker, laborer, lathe operator, shoe salesman, army sergeant.)</i> PARENT 1 (or FATHER) TYPE OF WORK _____ PARENT 2 (or MOTHER) TYPE OF WORK _____						
CHILD'S GENDER <input type="checkbox"/> Boy <input type="checkbox"/> Girl		CHILD'S AGE _____		CHILD'S ETHNIC GROUP OR RACE _____		THIS FORM FILLED OUT BY: (print your full name) _____			
TODAY'S DATE Mo. _____ Day _____ Year _____			CHILD'S BIRTHDATE Mo. _____ Day _____ Year _____			Your gender: <input type="checkbox"/> Man <input type="checkbox"/> Woman <input type="checkbox"/> Other (specify) _____ Your relation to the child: <input type="checkbox"/> Biological Parent <input type="checkbox"/> Step Parent <input type="checkbox"/> Grandparent <input type="checkbox"/> Adoptive Parent <input type="checkbox"/> Foster Parent <input type="checkbox"/> Other (specify): _____			
GRADE IN SCHOOL _____ NOT ATTENDING SCHOOL <input type="checkbox"/>		Please fill out this form to reflect <i>your</i> view of the child's behavior even if other people might not agree. Feel free to print additional comments beside each item and in the space provided on page 2. Be sure to answer all items.							
I. Please list the sports your child most likes to take part in. For example: swimming, baseball, skating, skate boarding, bike riding, fishing, etc.			Compared to others of the same age, about how much time does he/she spend in each?			Compared to others of the same age, how well does he/she do each one?			
<input type="checkbox"/> None a. _____ b. _____ c. _____			Less Than Average Average More Than Average Don't Know <input type="checkbox"/> <input type="checkbox"/> <input type="checkbox"/> <input type="checkbox"/>			Below Average Average Above Average Don't Know <input type="checkbox"/> <input type="checkbox"/> <input type="checkbox"/> <input type="checkbox"/>			
II. Please list your child's favorite hobbies, activities, and games, other than sports. For example: video games, dolls, reading, piano, crafts, cars, computers, singing, etc. (Do <i>not</i> include listening to radio, TV, or other media.)			Compared to others of the same age, about how much time does he/she spend in each?			Compared to others of the same age, how well does he/she do each one?			
<input type="checkbox"/> None a. _____ b. _____ c. _____			Less Than Average Average More Than Average Don't Know <input type="checkbox"/> <input type="checkbox"/> <input type="checkbox"/> <input type="checkbox"/>			Below Average Average Above Average Don't Know <input type="checkbox"/> <input type="checkbox"/> <input type="checkbox"/> <input type="checkbox"/>			
III. Please list any organizations, clubs, teams, or groups your child belongs to.			Compared to others of the same age, how active is he/she in each?						
<input type="checkbox"/> None a. _____ b. _____ c. _____			Less Active Average More Active Don't Know <input type="checkbox"/> <input type="checkbox"/> <input type="checkbox"/> <input type="checkbox"/>						
IV. Please list any jobs or chores your child has. For example: doing dishes, babysitting, making bed, working in store, etc. (Include both paid and unpaid jobs and chores.)			Compared to others of the same age, how well does he/she carry them out?						
<input type="checkbox"/> None a. _____ b. _____ c. _____			Below Average Average Above Average Don't Know <input type="checkbox"/> <input type="checkbox"/> <input type="checkbox"/> <input type="checkbox"/>						

Be sure you answered all items. Then see other side.

Please print. Be sure to answer all items.

V. 1. About how many close friends does your child have? (Do *not* include brothers & sisters)
 None 1 2 or 3 4 or more

2. About how many times a week does your child do things with any friends outside of regular school hours?
 (Do *not* include brothers & sisters) Less than 1 1 or 2 3 or more

VI. Compared to others of his/her age, how well does your child:

	Worse	Average	Better	
a. Get along with his/her brothers & sisters?	<input type="checkbox"/>	<input type="checkbox"/>	<input type="checkbox"/>	<input type="checkbox"/> Has no brothers or sisters
b. Get along with other kids?	<input type="checkbox"/>	<input type="checkbox"/>	<input type="checkbox"/>	
c. Behave with his/her parents?	<input type="checkbox"/>	<input type="checkbox"/>	<input type="checkbox"/>	
d. Play and work alone?	<input type="checkbox"/>	<input type="checkbox"/>	<input type="checkbox"/>	

VII. 1. Performance in academic subjects. Does not attend school because _____

	Failing	Below Average	Average	Above Average
a. Reading, English, or Language Arts	<input type="checkbox"/>	<input type="checkbox"/>	<input type="checkbox"/>	<input type="checkbox"/>
b. History or Social Studies	<input type="checkbox"/>	<input type="checkbox"/>	<input type="checkbox"/>	<input type="checkbox"/>
c. Arithmetic or Math	<input type="checkbox"/>	<input type="checkbox"/>	<input type="checkbox"/>	<input type="checkbox"/>
d. Science	<input type="checkbox"/>	<input type="checkbox"/>	<input type="checkbox"/>	<input type="checkbox"/>
e. _____	<input type="checkbox"/>	<input type="checkbox"/>	<input type="checkbox"/>	<input type="checkbox"/>
f. _____	<input type="checkbox"/>	<input type="checkbox"/>	<input type="checkbox"/>	<input type="checkbox"/>
g. _____	<input type="checkbox"/>	<input type="checkbox"/>	<input type="checkbox"/>	<input type="checkbox"/>

Check a box for each subject that child takes

Other academic subjects—for example: computer courses, foreign language, business. Do *not* include gym, shop, driver's ed., or other nonacademic subjects.

2. Does your child receive special education or remedial services or attend a special class or special school?
 No Yes—kind of services, class, or school: _____

3. Has your child repeated any grades? No Yes—grades and reasons: _____

4. Has your child had any academic or other problems in school? No Yes—please describe: _____

When did these problems start?

Have these problems ended? No Yes—when? _____

Does your child have any illness or disability (either physical or mental)? No Yes—please describe: _____

What concerns you most about your child?

Please describe the best things about your child.

Please print. Be sure to answer all items.

Below is a list of items that describe children and youths. For each item that describes your child **now or within the past 6 months**, please circle the **2** if the item is **very true or often true** of your child. Circle the **1** if the item is **somewhat or sometimes true** of your child. If the item is **not true** of your child, circle the **0**. Please answer all items as well as you can, even if some do not seem to apply to your child.

0 = Not True (as far as you know)

1 = Somewhat or Sometimes True

2 = Very True or Often True

0 1 2	1. Acts too young for his/her age	0 1 2	32. Feels he/she has to be perfect
0 1 2	2. Drinks alcohol without parents' approval (describe):	0 1 2	33. Feels or complains that no one loves him/her
0 1 2	3. Argues a lot	0 1 2	34. Feels others are out to get him/her
0 1 2	4. Fails to finish things he/she starts	0 1 2	35. Feels worthless or inferior
0 1 2	5. There is very little he/she enjoys	0 1 2	36. Gets hurt a lot, accident-prone
0 1 2	6. Bowel movements outside toilet	0 1 2	37. Gets in many fights
0 1 2	7. Bragging, boasting	0 1 2	38. Gets teased a lot
0 1 2	8. Can't concentrate, can't pay attention for long	0 1 2	39. Hangs around with others who get in trouble
0 1 2	9. Can't get his/her mind off certain thoughts; obsessions (describe):	0 1 2	40. Hears sound or voices that aren't there (describe):
0 1 2	10. Can't sit still, restless, or hyperactive	0 1 2	41. Impulsive or acts without thinking
0 1 2	11. Clings to adults or too dependent	0 1 2	42. Would rather be alone than with others
0 1 2	12. Complains of loneliness	0 1 2	43. Lying or cheating
0 1 2	13. Confused or seems to be in a fog	0 1 2	44. Bites fingernails
0 1 2	14. Cries a lot	0 1 2	45. Nervous, highstrung, or tense
0 1 2	15. Cruel to animals	0 1 2	46. Nervous movements or twitching (describe):
0 1 2	16. Cruelty, bullying, or meanness to others	0 1 2	47. Nightmares
0 1 2	17. Daydreams or gets lost in his/her thoughts	0 1 2	48. Not liked by other kids
0 1 2	18. Deliberately harms self or attempts suicide	0 1 2	49. Constipated, doesn't move bowels
0 1 2	19. Demands a lot of attention	0 1 2	50. Too fearful or anxious
0 1 2	20. Destroys his/her own things	0 1 2	51. Feels dizzy or lightheaded
0 1 2	21. Destroys things belonging to his/her family or others	0 1 2	52. Feels too guilty
0 1 2	22. Disobedient at home	0 1 2	53. Overeating
0 1 2	23. Disobedient at school	0 1 2	54. Overtired without good reason
0 1 2	24. Doesn't eat well	0 1 2	55. Overweight
0 1 2	25. Doesn't get along with other kids	0 1 2	56. Physical problems without know medical cause:
0 1 2	26. Doesn't seem to feel guilty after misbehaving	0 1 2	a. Aches or pains (not stomach or headaches)
0 1 2	27. Easily jealous	0 1 2	b. Headaches
0 1 2	28. Breaks rules at home, school, or elsewhere	0 1 2	c. Nausea, feels sick
0 1 2	29. Fears certain animals, situations, or places, other than school (describe):	0 1 2	d. Problems with eyes (not if corrected by glasses) (describe):
0 1 2	30. Fears going to school	0 1 2	e. Rashes or other skin problems
0 1 2	31. Fears he/she might think or do something bad	0 1 2	f. Stomachaches
		0 1 2	g. Vomiting, throwing up
		0 1 2	h. Other (describe):

PAGE 3 Be sure you answered all items Then see other side.

Please print. Be sure to answer all items.

0 = Not True (as far as you know)

1 = Somewhat or Sometimes True

2 = Very True or Often True

0 1 2 57. Physically attacks people	0 1 2 84. Strange behavior (describe):
0 1 2 58. Picks nose, skin, or other parts of body (describe):	_____
_____	0 1 2 85. Strange ideas (describe):
0 1 2 59. Plays with own sex parts in public	_____
0 1 2 60. Plays with own sex parts too much	0 1 2 86. Stubborn, sullen, or irritable
0 1 2 61. Poor school work	0 1 2 87. Sudden changes in mood or feelings
0 1 2 62. Poorly coordinated or clumsy	0 1 2 88. Sulks a lot
0 1 2 63. Prefers being with older kids	0 1 2 89. Suspicious
0 1 2 64. Prefers being with younger kids	0 1 2 90. Swearing or obscene language
0 1 2 65. Refuses to talk	0 1 2 91. Talks about killing self
0 1 2 66. Repeats certain acts over and over; compulsions (describe):	0 1 2 92. Talks or walks in sleep (describe):
_____	_____
0 1 2 67. Runs away from home	0 1 2 93. Talks too much
0 1 2 68. Screams a lot	0 1 2 94. Teases a lot
0 1 2 69. Secretive, keeps things to self	0 1 2 95. Temper tantrums or hot temper
0 1 2 70. Sees things that aren't there (describe):	0 1 2 96. Thinks about sex too much
_____	0 1 2 97. Threatens people
0 1 2 71. Self-conscious or easily embarrassed	0 1 2 98. Thumb-sucking
0 1 2 72. Sets fires	0 1 2 99. Smokes, chews, or sniffs tobacco
0 1 2 73. Sexual problems (describe):	0 1 2 100. Trouble sleeping (describe):
_____	_____
0 1 2 74. Showing off or clowning	0 1 2 101. Truancy, skips school
0 1 2 75. Too shy or timid	0 1 2 102. Underactive, slow moving, or lacks energy
0 1 2 76. Sleeps less than most kids	0 1 2 103. Unhappy, sad, or depressed
0 1 2 77. Sleeps more than most kids during day and/or night (describe):	0 1 2 104. Unusually loud
_____	0 1 2 105. Uses drugs for nonmedical purposes (<i>don't</i> include alcohol or tobacco) (describe):
0 1 2 78. Inattentive or easily distracted	_____
0 1 2 79. Speech problem (describe):	0 1 2 106. Vandalism
_____	0 1 2 107. Wets self during the day
0 1 2 80. Stares blankly	0 1 2 108. Wets the bed
0 1 2 81. Steals at home	0 1 2 109. Whining
0 1 2 82. Steals outside the home	0 1 2 110. Wishes to be of opposite sex
0 1 2 83. Stores up too many things he/she doesn't need (describe):	0 1 2 111. Withdrawn, doesn't get involved with others
_____	0 1 2 112. Worries
	113. Please write in any problems your child has that were not listed above:

	0 1 2 _____
	0 1 2 _____
	0 1 2 _____

Statistical Package Of Social Sciences

(SPSS)

T-Test Groups=Children ('1' '2')
 /Missing=Analysis
 /Variables=Authoritative Authoritarian Permissive
 /Criteria=Ci (.95).
T-Test

Notes

Output Created		26-NOV-2021 00:19:50
Comments		
Input	Data	D:\T_G_A\New folder\MINE \MEGHA SETHI
	Active Dataset	MAPC UNKNOWN\H1.sav DataSet1
	Filter	<none>
	Weight	<none>
	Split File	<none>
	N of Rows in Working Data File	60
Missing Value Handling	Definition of Missing	User defined missing values are treated as missing.
	Cases Used	Statistics for each analysis are based on the cases with no missing or out-of-range data for any variable in the analysis.
Syntax		T-TEST GROUPS=CHILDREN('1' '2') /MISSING=ANALYSIS /VARIABLES=Authoritative Authoritarian Permissive /CRITERIA=CI(.95).
Resources	Processor Time	00:00:00.00
	Elapsed Time	00:00:00.05

Group Statistics

CHILDREN		N	Mean	Std. Deviation	Std. Error Mean
Authoritative	CBP	30	94.37	20.372	3.719
	CWBP	30	100.07	19.187	3.503
Authoritarian	CBP	30	92.13	21.297	3.888
	CWBP	30	94.00	21.444	3.915
Permissive	CBP	30	32.83	5.220	.953
	CWBP	30	31.53	5.625	1.027

Independent Samples Test

		Levene's Test for Equality of Variances		t-test for Equality of Means	
		F	Sig.	t	df
Authoritative	Equal variances assumed	1.073	.305	-1.116	58
	Equal variances not assumed			-1.116	57.793
Authoritarian	Equal variances assumed	.025	.875	-.338	58
	Equal variances not assumed			-.338	57.997
Permissive	Equal variances assumed	.021	.886	.928	58
	Equal variances not assumed			.928	57.679

Independent Samples Test

		t-test for Equality of Means		
		Sig. (2-tailed)	Mean Difference	Std. Error Difference
Authoritative	Equal variances assumed	.269	-5.700	5.109
	Equal variances not assumed	.269	-5.700	5.109
Authoritarian	Equal variances assumed	.736	-1.867	5.518
	Equal variances not assumed	.736	-1.867	5.518
Permissive	Equal variances assumed	.357	1.300	1.401
	Equal variances not assumed	.357	1.300	1.401

Independent Samples Test

		t-test for Equality of Means	
		95% Confidence Interval of the Difference	
		Lower	Upper
Authoritative	Equal variances assumed	-15.927	4.527
	Equal variances not assumed	-15.928	4.528
Authoritarian	Equal variances assumed	-12.912	9.179
	Equal variances not assumed	-12.912	9.179
Permissive	Equal variances assumed	-1.504	4.104
	Equal variances not assumed	-1.505	4.105

```
T-TEST GROUPS=PARENTING_STYLE ('1' '2')
/MISSING=ANALYSIS
/VARIABLES=BEHAVIOUR
/CRITERIA=CI (.95).
```

T-Test

Notes

Output Created	26-NOV-2021 00:41:08	
Comments		
Input	Data	D:\T_G_A\New folder\MINE MEGHA SETHI
	Active Dataset	MAPC UNKNOWNh2.sav DataSet2
	Filter	<none>
	Weight	<none>
	Split File	<none>
	N of Rows in Working Data File	30
Missing Value Handling	Definition of Missing	User defined missing values are treated as missing.
	Cases Used	Statistics for each analysis are based on the cases with no missing or out-of-range data for any variable in the analysis.
Syntax	T-TEST GROUPS=PARENTING_STYLE('1' '2') /MISSING=ANALYSIS /VARIABLES=BEHAVIOUR...	
Resources	Processor Time	00:00:00.00
	Elapsed Time	00:00:00.03

Group Statistics

	PARENTING STYLE	N	Mean	Std. Deviation	Std. Error Mean
BEHAVIOUR	1	15	178.13	15.720	4.059
	2	15	177.13	16.852	4.351

Independent Samples Test

		Levene's Test for Equality of Variances		t-test for Equality of Means	
		F	Sig.	t	df
BEHAVIOUR	Equal variances assumed	.009	.926	.168	28
	Equal variances not assumed			.168	27.866

Independent Samples Test

		t-test for Equality of Means		
		Sig. (2-tailed)	Mean Difference	Std. Error Difference
BEHAVIOUR	Equal variances assumed	.868	1.000	5.950
	Equal variances not assumed	.868	1.000	5.950

Independent Samples Test

		t-test for Equality of Means	
		95% Confidence Interval of the Difference	
		Lower	Upper
BEHAVIOUR	Equal variances assumed	-11.189	13.189
	Equal variances not assumed	-11.191	13.191

T-TEST

Notes

Output Created		26-NOV-2021 01:03:36
Comments		
Input	Data	D:\T_G_A\New folder\MINE
		MEGHA SETHI MAPC UNKNOWN\H31.
	Active Dataset	DataSet3
	Filter	<none>
	Weight	<none>
	Split File	<none>
	N of Rows in Working Data File	User defined missing values are treated as missing. 60
Missing Value Handling	Definition of Missing	
	Cases Used	with no missing or out-of-range data for any variable in the analysis. T-TEST
Syntax		Statistics for each analysis are based on the cases GROUPS=CHILDREN('1' '2') /MISSING=ANALYSIS /VARIABLES=Authoritative Authoritarian Permissive /CRITERIA=CI(.95).
Resources	Processor Time	00:00:00.02
	Elapsed Time	00:00:00.01

Group Statistics

	CHILDREN	N	Mean	Std. Deviation	Std. Error Mean
Authoritative	CBP	30	49.97	12.976	2.369
	CWBP	30	48.43	13.821	2.523
Authoritarian	CBP	30	52.07	11.997	2.190
	CWBP	30	49.10	14.160	2.585
Permissive	CBP	30	16.53	3.411	.623
	CWBP	30	15.67	3.717	.679

Independent Samples Test

		Levene's Test for Equality of Variances		t-test for Equality of Means	
		F	Sig.	t	df
Authoritative	Equal variances assumed	.039	.844	.443	58
	Equal variances not assumed			.443	57.771
Authoritarian	Equal variances assumed	.426	.517	.876	58
	Equal variances not assumed			.876	56.476
Permissive	Equal variances assumed	.965	.330	.941	58
	Equal variances not assumed			.941	57.578

Independent Samples Test

		t-test for Equality of Means		
		Sig. (2-tailed)	Mean Difference	Std. Error Difference
Authoritative	Equal variances assumed	.659	1.533	3.461
	Equal variances not assumed	.659	1.533	3.461
Authoritarian	Equal variances assumed	.385	2.967	3.388
	Equal variances not assumed	.385	2.967	3.388
Permissive	Equal variances assumed	.351	.867	.921
	Equal variances not assumed	.351	.867	.921

Independent Samples Test

		t-test for Equality of Means	
		95% Confidence Interval of the Difference	
		Lower	Upper
Authoritative	Equal variances assumed	-5.395	8.462
	Equal variances not assumed	-5.396	8.462
Authoritarian	Equal variances assumed	-3.816	9.749
	Equal variances not assumed	-3.820	9.753
Permissive	Equal variances assumed	-.977	2.710
	Equal variances not assumed	-.977	2.711

```

GET DATA /TYPE=XLSX
  /FILE='D:\T_G_A\New folder\MINE DATA\MEGHA SETHI MAPC UNKNOWN\H32.xlsx'
  /SHEET=name 'Sheet1'
  /CELLRANGE=full
  /READNAMES=on
  /ASSUMEDSTRWIDTH=32767.
EXECUTE.
DATASET NAME DataSet4 WINDOW=FRONT.
SORT CASES BY CHILDREN (A).

SAVE OUTFILE='D:\T_G_A\New folder\MINE DATA\MEGHA SETHI MAPC UNKNOWN\H32.sav'
  /COMPRESSED.
DATASET ACTIVATE DataSet4.
DATASET CLOSE DataSet3.
T-TEST GROUPS=CHILDREN ('1' '2')
  /MISSING=ANALYSIS
  /VARIABLES=Authoritative Authoritarian Permissive
  /CRITERIA=CI (.95).

```

T-Test

Notes

Output Created		26-NOV-2021 01:22:06
Comments		
Input	Data	D:\T_G_A\New folder\MINE MEGHA SETHI MAPC UNKNOWN\H32,...
	Active Dataset	DataSet4
	Filter	<none>
	Weight	<none>
	Split File	<none>
	N of Rows in Working Data File	60
Missing Value Handling	Definition of Missing	User defined missing values are treated as missing.
	Cases Used	Statistics for each analysis are based on the cases with no missing or out-of-range data for any variable in the analysis.
Syntax		T-TEST GROUPS=CHILDREN('1' '2') /MISSING=ANALYSIS /VARIABLES=Authoritative Authoritarian Permissive /CRITERIA=CI(.95).
Resources	Processor Time	00:00:00.03
	Elapsed Time	00:00:00.02

Group Statistics

	CHILDREN	N	Mean	Std. Deviation	Std. Error Mean
Authoritative	CBP	30	51.27	15.414	2.814
	CWBP	30	44.77	11.190	2.043
Authoritarian	CBP	30	43.60	13.433	2.453
	CWBP	30	41.37	15.819	2.888
Permissive	CBP	30	15.67	4.003	.731
	CWBP	30	16.50	4.015	.733

Independent Samples Test

		Levene's Test for Equality of Variances		t-test for Equality of Means	
		F	Sig.	t	df
Authoritative	Equal variances assumed	4.177	.046	1.869	58
	Equal variances not assumed			1.869	52.924
Authoritarian	Equal variances assumed	1.370	.247	.589	58
	Equal variances not assumed			.589	56.516
Permissive	Equal variances assumed	.149	.701	-.805	58
	Equal variances not assumed			-.805	57.999

Independent Samples Test

		t-test for Equality of Means		
		Sig. (2-tailed)	Mean Difference	Std. Error Difference
Authoritative	Equal variances assumed	.067	6.500	3.478
	Equal variances not assumed	.067	6.500	3.478
Authoritarian	Equal variances assumed	.558	2.233	3.789
	Equal variances not assumed	.558	2.233	3.789
Permissive	Equal variances assumed	.424	-.833	1.035
	Equal variances not assumed	.424	-.833	1.035

Independent Samples Test

		t-test for Equality of Means	
		95% Confidence Interval of the Difference	
		Lower	Upper
Authoritative	Equal variances assumed	-.461	13.461
	Equal variances not assumed	-.475	13.475
Authoritarian	Equal variances assumed	-5.351	9.818
	Equal variances not assumed	-5.355	9.822
Permissive	Equal variances assumed	-2.905	1.239
	Equal variances not assumed	-2.905	1.239

Correlations

Notes

Output Created		26-NOV-2021 01:31:47
Comments		
Input	Data	D:\T_G_A\New folder\MINE MEGHA SETHI MAPC UNKNOWN\H4.sav DataSet5
	Active Dataset	
	Filter	<none>
	Weight	<none>
	Split File	<none>
	N of Rows in Working Data File	60
Missing Value Handling	Definition of Missing	User-defined missing values are treated as missing.
	Cases Used	Statistics for each pair of variables are based on all the cases with valid data for that pair.

Notes

Syntax	CORRELATIONS	
	/VARIABLES=PARENTIN GSTYLE ACADEMICPERFORMAC E /PRINT=TWOTAIL ...	
Resources	Processor Time	00:00:00.00
	Elapsed Time	00:00:00.10

Correlations

		PARENTING STYLE	ACADEMIC PERFORMANCE
PARENTING STYLE	Pearson Correlation	1	.122
	Sig. (2-tailed)		.354
	N	60	60
ACADEMIC PERFORMANCE	Pearson Correlation	.122	1
	Sig. (2-tailed)	.354	
	N	60	60

GRAPH

```

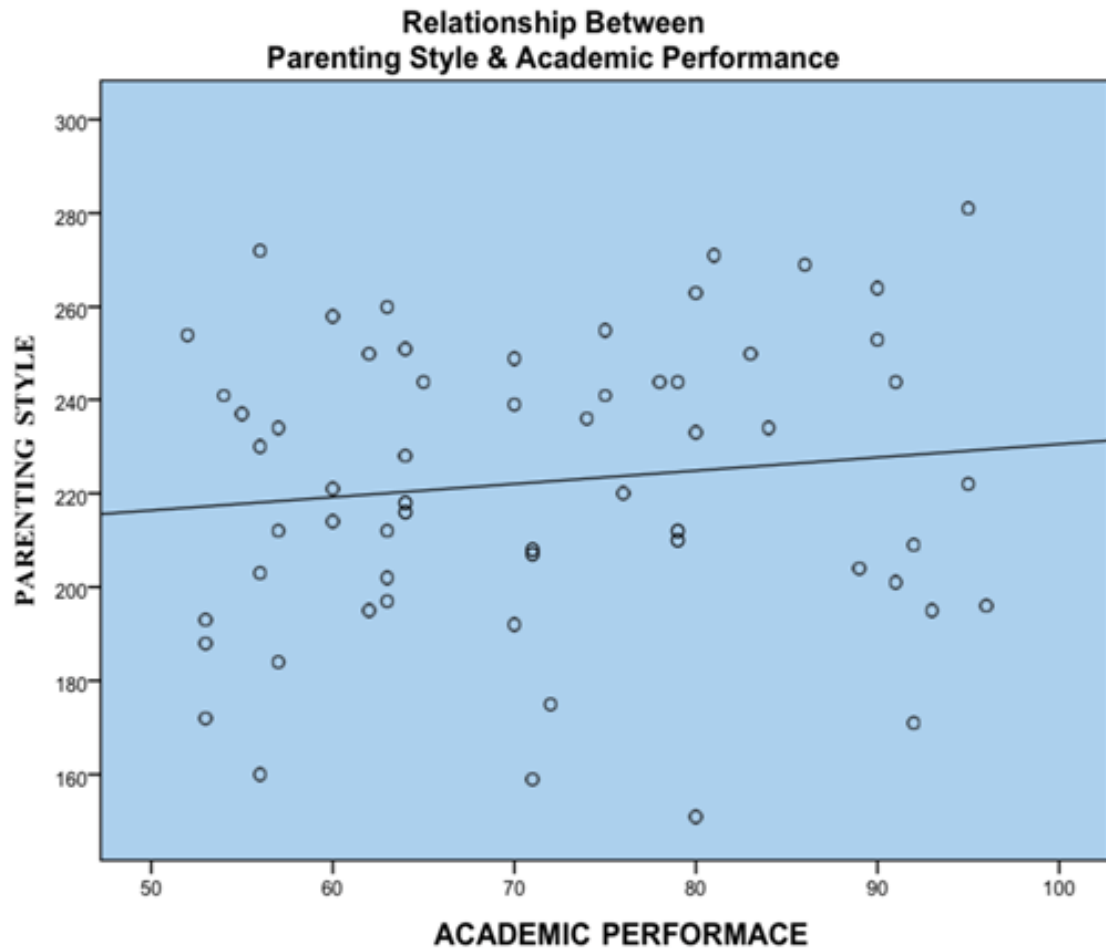
/SCATTERPLOT(BIVAR)=ACADEMICPERFORMANCE WITH PARENTINGSTYLE
/MISSING=LISTWISE
/TITLE='Relationship between parenting style & academic performance'.

```

Graph

Notes

Output Created	26-NOV-2021 01:32:31	
Comments		
Input	Data	D:\T_G_A\New folder\MINE MEGHA SETHI
		MAPC UNKNOWN\H4.sav
	Active Dataset	DataSet5
	Filter	<none>
	Weight	<none>
	Split File	<none>
	N of Rows in Working Data File	60
Syntax	GRAPH /SCATTERPLOT(BIVAR) =ACADEMICPERFORMA CE WITH PARENTINGSTYLE /MISSING=LISTWISE /TITLE='Relationship between parenting style & academic performance'.	
Resources	Processor Time	00:00:00.61
	Elapsed Time	00:00:00.63



DATASET ACTIVATE DataSet5.
DATASET CLOSE DataSet4.

Raw Score

Raw Score Sheet

CHILDREN	Authoritative	Authoritarian	Permissive
CBP	96	71	25
CBP	58	119	27
CBP	114	106	31

CBP	79	90	40
CBP	114	72	26
CBP	117	95	37
CBP	130	94	29
CBP	76	60	36
CBP	119	88	37
CBP	71	94	38
CBP	89	77	42
CBP	98	103	40
CBP	125	81	31
CBP	111	104	40
CBP	125	115	31
CBP	113	99	27
CBP	78	109	25
CBP	90	70	33
CBP	84	129	31
CBP	82	108	28
CBP	68	71	36
CBP	73	112	31
CBP	104	73	37
CBP	92	62	30
CBP	70	65	25
CBP	122	115	32
CBP	86	54	31
CBP	73	84	31
CBP	80	116	37
CBP	94	128	41
CWBP	47	78	34
CWBP	119	128	34
CWBP	69	62	20
CWBP	67	120	34
CWBP	98	104	26
CWBP	135	97	28
CWBP	104	122	38
CWBP	108	130	34
CWBP	98	115	37
CWBP	98	71	33
CWBP	113	97	31
CWBP	111	93	30
CWBP	111	95	24
CWBP	97	93	32

CWBP	83	112	25
CWBP	104	62	30
CWBP	99	103	32
CWBP	101	69	31
CWBP	88	87	20
CWBP	117	53	42
CWBP	71	110	26
CWBP	87	69	39
CWBP	122	106	26
CWBP	93	81	36
CWBP	121	81	42
CWBP	90	115	31
CWBP	114	102	28
CWBP	113	113	32
CWBP	123	90	37
CWBP	101	62	34

Parenting Style	Behaviour Score
Authoritarian	177
Authoritarian	160
Authoritarian	164
Authoritarian	172
Authoritarian	159
Authoritarian	157
Authoritarian	169
Authoritarian	194
Authoritarian	159
Authoritarian	177
Authoritarian	208
Authoritarian	206
Authoritarian	192
Authoritarian	178
Authoritarian	185
Authoritative	152
Authoritative	184
Authoritative	192
Authoritative	199
Authoritative	175
Authoritative	158
Authoritative	188
Authoritative	189

Authoritative	191
Authoritative	162
Authoritative	174
Authoritative	176
Authoritative	152
Authoritative	196
Authoritative	184

CHILDREN	Authoritative	Authoritarian	Permissive	Father Parenting Styles
CBP	70	46	12	128
CBP	54	61	19	134
CBP	30	72	15	117
CBP	42	55	11	108
CBP	50	44	18	112
CBP	53	44	15	112
CBP	58	44	15	117
CBP	64	39	11	114
CBP	32	31	21	84
CBP	50	54	21	125
CBP	41	60	19	120
CBP	29	46	20	95
CBP	70	55	18	143
CBP	54	41	21	116
CBP	57	64	19	140
CBP	40	29	10	79
CBP	31	63	17	111
CBP	39	67	12	118
CBP	66	47	18	131
CBP	52	58	20	130
CBP	41	58	21	120
CBP	58	67	18	143
CBP	41	43	20	104
CBP	42	58	15	115
CBP	64	59	18	141
CBP	60	68	12	140
CBP	65	30	17	112
CBP	27	64	15	106
CBP	54	38	15	107
CBP	65	57	13	135
CWBP	52	67	12	131
CWBP	27	49	10	86

CWBP	41	45	12	98
CWBP	36	59	20	115
CWBP	46	50	12	108
CWBP	28	49	19	96
CWBP	38	40	18	96
CWBP	50	44	17	111
CWBP	50	38	18	106
CWBP	43	56	11	110
CWBP	64	31	18	113
CWBP	56	62	10	128
CWBP	64	30	21	115
CWBP	25	54	12	91
CWBP	62	42	21	125
CWBP	56	54	14	124
CWBP	56	51	18	125
CWBP	69	49	20	138
CWBP	62	72	10	144
CWBP	64	70	14	148
CWBP	55	67	15	137
CWBP	68	27	15	110
CWBP	50	25	12	87
CWBP	25	38	12	75
CWBP	67	71	18	156
CWBP	48	28	20	96
CWBP	38	55	20	113
CWBP	48	65	17	130
CWBP	40	56	20	116
CWBP	25	29	14	68

Children	Authoritative	Authoritarian	Permissive	Mother Parenting Styles
CBP	26	25	13	64
CBP	65	67	15	147
CBP	28	47	12	87
CBP	72	51	20	143
CBP	29	46	22	97
CBP	61	28	11	100
CBP	59	51	22	132
CBP	66	55	18	139
CBP	44	29	15	88
CBP	69	34	16	119
CBP	30	34	19	83

CBP	60	31	22	113
CBP	28	48	22	98
CBP	71	40	10	121
CBP	54	40	21	115
CBP	29	33	10	72
CBP	36	57	17	110
CBP	59	37	14	110
CBP	69	50	10	129
CBP	52	64	18	134
CBP	67	72	13	152
CBP	40	48	19	107
CBP	57	28	13	98
CBP	71	39	16	126
CBP	47	34	12	93
CBP	51	27	12	90
CBP	32	63	15	110
CBP	56	48	10	114
CBP	50	24	15	89
CBP	60	58	18	136
CWBP	61	32	15	108
CWBP	51	60	15	126
CWBP	49	25	21	95
CWBP	48	70	11	129
CWBP	36	58	16	110
CWBP	40	22	17	79
CWBP	35	72	13	120
CWBP	54	29	20	103
CWBP	42	24	12	78
CWBP	56	47	21	124
CWBP	37	38	13	88
CWBP	32	25	10	67
CWBP	53	23	21	97
CWBP	46	56	14	116
CWBP	25	27	18	70
CWBP	66	52	12	130
CWBP	37	30	18	85
CWBP	52	32	22	106
CWBP	28	43	21	92
CWBP	50	32	14	96
CWBP	58	46	17	121
CWBP	55	63	22	140

CWBP	51	37	22	110
CWBP	45	27	13	85
CWBP	55	44	14	113
CWBP	38	26	11	75
CWBP	35	29	11	75
CWBP	32	51	20	103
CWBP	54	72	21	147
CWBP	22	49	20	91

Parenting Style	Academic Performance
192	70
204	89
251	64
209	92
212	79
249	70
253	90
172	53
244	78
203	56
208	71
241	75
237	55
255	75
271	81
239	70
212	57
193	53
244	91
218	64
175	72
216	64
214	60
184	57
160	56
269	86
171	92
188	53
233	80
263	80
159	71

281	95
151	80
221	60
228	64
260	63
264	90
272	56
250	62
202	63
241	54
234	57
230	56
222	95
220	76
196	96
234	84
201	91
195	62
212	63
207	71
195	93
254	52
210	79
244	65
236	74
244	79
258	60
250	83
197	63
