



# Review of Metribuzin Pollution and Its Impact on Oxidative Stress in Cardiovascular Diseases

Boulaares I<sup>1,2</sup> and Derouiche S<sup>1,2\*</sup>

<sup>1</sup>Department of Cellular and Molecular Biology, Faculty of Natural Sciences and Life, University of El-Oued, Algeria

<sup>2</sup>Laboratory of Biodiversity and Application of Biotechnology in the Agricultural Field, University of El-Oued, Algeria

**\*Corresponding author:** Samir Derouiche, Department of Cellular and Molecular Biology, Laboratory of Biodiversity and Application of Biotechnology in the Agricultural Field, Faculty of Natural Sciences and Life, University of El-Oued, El-Oued 39000, Algeria, Email: dersamebio@gmail.com

**Received Date:** October 28, 2024; **Published Date:** November 27, 2024

## Abstract

Metribuzin is an herbicide belonging to the triazinone group, which is incorporated as a weed killer in wheat, potatoes, tomatoes, etc. The aim of this study was to evaluate the effect of metribuzin as a cause of cardiovascular disease. Human exposure to Metribuzin occurs through inhalation and ingestion, usually in agricultural settings. However, few studies have evaluated population exposure to this herbicide. Metribuzin can accumulate in soil and water and cause damage to plants and animals. Furthermore, the herbicide metribuzin has a highly variable toxicity, in the short term it can cause acute poisoning that can cause difficulty in breathing and drowsiness but high exposures can cause various cardiovascular pathologies including coronary heart disease (CHD), cerebrovascular disease, peripheral arterial disease, rheumatic and congenital heart diseases, and venous thromboembolism. Some organophosphate compounds, such as diazinon, can trigger oxidative stress in the cardiovascular system. Accordingly, it is necessary for farmers to avoid its use and replace it with biological fertilizers that are less harmful to human and animal health.

**Keywords:** Pesticides; Metribuzin; Oxidative Stress; Cardiovascular Diseases

## Abbreviations

CVD: Cardiovascular Disease; WHO: World Health Organization; ROS: Reactive Oxygen Species; CHD: Coronary Heart Disease; O<sub>2</sub><sup>•-</sup>: Superoxide Radical; H<sub>2</sub>O<sub>2</sub>: Hydrogen Peroxide; HO<sup>•</sup>: Hydroxyl Free Radical; GSH: Glutathione; CAT: Catalase; GST: Glutathione Transferase; SOD: Superoxide Dismutase; GPx: Glutathione Peroxidase; GR: Glutathione Reductase; MDA: Malondialdehyde; GOT: Glutamyl Oxaloacetic Transaminase; LDH: Lactate Dehydrogenase; CPK: Creatine Phosphokinase.

## Introduction

In agriculture, pesticides are chemical compounds utilized to eliminate or manage pest populations, including those that act as disease vectors for humans or animals [1]. These substances are widely recognized as significant contributors to environmental pollution in contemporary society. While designed to be fatal to pests, pesticides can also have detrimental effects on non-target organisms, including humans, upon ingestion [2]. The application of agricultural pesticides has seen an upward trend in recent years [3]. The

Algerian Association for the Protection of the Environment reports that Algeria is one of the highest consumers of pesticides, using approximately 30,000 tons annually [4]. The discovery of pesticide residues in food has generated concern regarding their potential negative impact on human health. Several pesticides have been associated with a range of health issues, such as developmental abnormalities, endocrine disruption, neurological impairment, and certain forms of cancer. Consequently, substances intended to enhance and protect food production may inadvertently jeopardize human well-being [5].

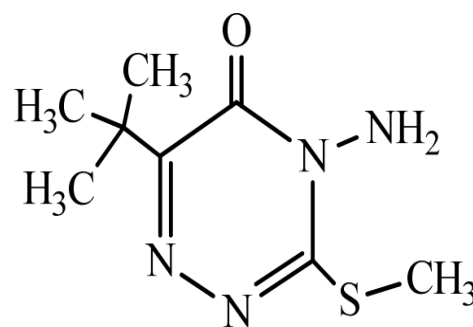
Metribuzin, a compound categorized as an asymmetric triazine characterized by the chemical formula 4-amino-6-(1,1-dimethyl)-3-(methylthio)-1,2,4-triazin-5(4H)-one, received regulatory approval for herbicidal application in the United States in the year 1973 [6]. This compound operates by obstructing electron transport mechanisms that are critical for photosynthesis, thereby efficiently controlling broadleaf weeds and grasses across a diverse array of crops, turfgrasses, and non-agricultural environments [7]. Metribuzin finds extensive use in the agricultural sector, particularly for crops like potatoes, soybeans, peas, tomatoes, and lentils [8]. This herbicide's versatility allows for application both pre- and post-emergence to effectively manage annual grasses and broadleaf weeds [9]. The recommended dosage fluctuates based on soil characteristics and regional factors [10]. Despite its efficacy, concerns have been raised regarding metribuzin's potential adverse impacts on human health, aquatic ecosystems, and domesticated animals [11].

The human body's circulatory system is often viewed as its primary means of transportation. This vital system ensures the continuous flow of life throughout the body. To provide safe and effective care, it is crucial to comprehend the circulatory system's roles and its intricate network of veins, arteries, and capillaries [12]. Cardiovascular disease (CVD) encompasses a broad spectrum of conditions affecting the heart and blood vessels [13]. The World Health Organization (WHO) reports that CVDs claim the lives of roughly 17.9 million individuals annually, representing one-third of all deaths worldwide [14]. Research indicates a possible connection between exposure to pesticides and chronic health conditions, particularly those affecting the cardiovascular system [15]. The primary objective of the research endeavor articulated herein is to conduct an in-depth examination of the implications and consequences associated with oxidative stress that is induced by metribuzin, particularly focusing on its intricate effects on the underlying mechanisms that contribute to the development and progression of various cardiovascular diseases.

### Metribuzin

The compound 4-amino-6-tert-butyl-4,5-dihydro-3-methylthio-1,2,4-triazin-5-one, commonly known as

metribuzin, is categorized as a systemic herbicide [16], and falls under the triazinone chemical group [9]. Its mode of action involves interfering with photosynthesis by blocking the electron transport chain in this process [17]. This herbicide is applied both pre- and post-emergence to control annual grasses and broadleaf weeds. It is extensively employed in agricultural settings to curb the proliferation of broad-leaved weeds and grasses, particularly in crops like potatoes, carrots, soybeans, and various grain species [17]. Metribuzin received official approval for use as a herbicide in the United States in 1973 [6]. Given its toxicity even at low levels, the European Commission has identified it as a potential candidate for substitution under directive 540/2011 [17]. The toxicity mechanisms typical of most xenobiotics, including herbicides and environmental pollutants, are exemplified by metribuzin, a foreign chemical compound. These mechanisms involve compromising the body's overall antioxidant defense system and encouraging lipid peroxidation through enhanced free radical generation [1]. The harmful effects of metribuzin are primarily facilitated by reactive oxygen species (ROS), which interact with various biological molecules [18]. Research has demonstrated that metribuzin induces intracellular oxidative stress [4]. Studies examining the toxic impact of Metribuzin (Figure 1) have observed increased oxidative stress and changes in antioxidant levels in both experimental settings and living organisms [11]. Oxidative stress arises when an imbalance occurs between the production and accumulation of ROS in cells and tissues, and the biological system's ability to detoxify these reactive products [19]. This phenomenon plays a crucial role in contributing to physiological and metabolic alterations, as well as various bodily diseases [20].



**Figure 1:** Chemical structure of metribuzin [21].

Table 1 provides a detailed and systematic presentation of the extensive physical and chemical characteristics associated with the herbicide metribuzin.

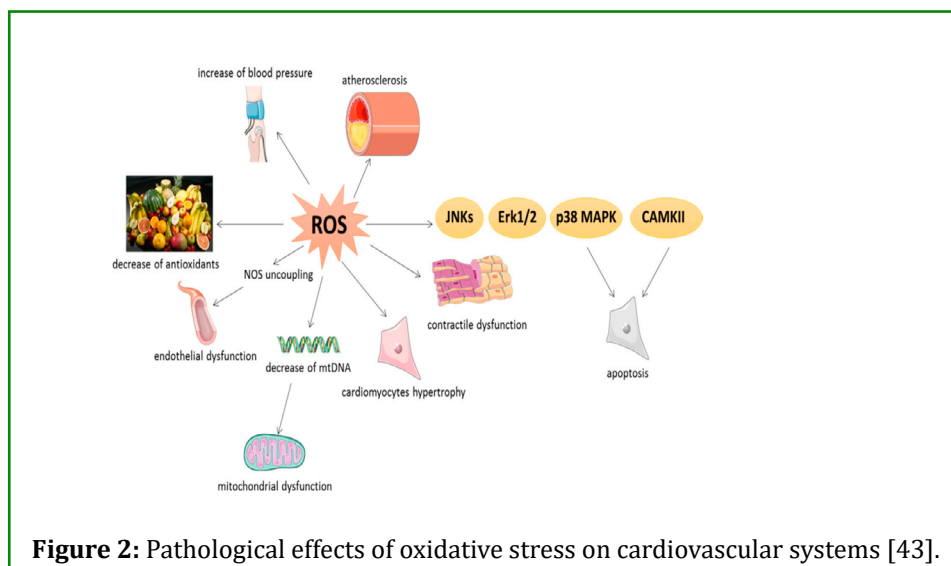
| Characteristics                      | Metribuzin   | Reference |
|--------------------------------------|--|-----------|
| Chemical name                        | 4-amino-6-(1,1-dimethylethyl)-3-(methylthio)-1,2,4-triazin-5(4H)-one | [22]      |
| Type of pesticide                    | Herbicide  | [23]      |
| Chemical family                      | Triazinone   | [24]      |
| Chemical group                       | Triazine   | [25]      |
| Chemical formula                     | $C_8H_{14}N_4OS$   | [26]      |
| Molecular weight                     | 214.3  | [27]      |
| Mode of action                       | PSII inhibition  | [28]      |
| Appearance                           | White crystalline solid  | [29]      |
| Odour                                | Slight sulphur odour   | [30]      |
| Half-life                            | Between 5-50 days  | [31]      |
| Melting point                        | 125-126 °C   | [32]      |
| Solubility in water                  | 1.05 g/L   | [33]      |
| Absorbance wavelength $\lambda$ (nm) | 294 $\pm$ 1.0 nm   | [34]      |
| Vapor pressure                       | 4 $\times$ 10 <sup>7</sup> mmHg                                      | [35]      |

**Table 1:** Physicochemical properties of metribuzin.

### Cardiovascular Diseases

Cardiovascular disease (CVD) encompasses a broad spectrum of conditions affecting the heart and blood vessels [13]. The impact of CVD is particularly severe in developing nations, where it contributes significantly to increased mortality and morbidity rates, posing a global health challenge [36]. In the United States, CVD claims a life every 39 seconds, surpassing cancer as the leading cause of death [12]. The term CVD covers various interconnected pathologies, including coronary heart disease (CHD), cerebrovascular disease, peripheral arterial disease, rheumatic and congenital heart diseases, and venous thromboembolism [37]. Cardiovascular diseases (CVD) are multifaceted conditions with diverse pathophysiological mechanisms, and elevated oxidative

stress is considered a potential common underlying cause [38]. The primary types of cardiotoxic reactive oxygen species (ROS) include superoxide radical ( $O_2^{\bullet-}$ ), hydrogen peroxide ( $H_2O_2$ ), and hydroxyl free radical ( $HO^{\bullet}$ ) [39] and [40]. In the cardiovascular system, oxidative stress can trigger various disorders such as atherosclerosis, ischemic heart disease, hypertension, congestive heart failure, cardiac hypertrophy, and cardiomyopathies by inflicting damage on cardiovascular tissues (Figure 2). This stress alters cell membrane permeability and disrupts cardiovascular cell function, particularly the uptake of  $Ca^{+}$  ions, which is crucial in both healthy and diseased states [41]. Additionally, hypercholesterolemia and hypertriglyceridemia are well-established risk factors for cardiovascular disease [42].

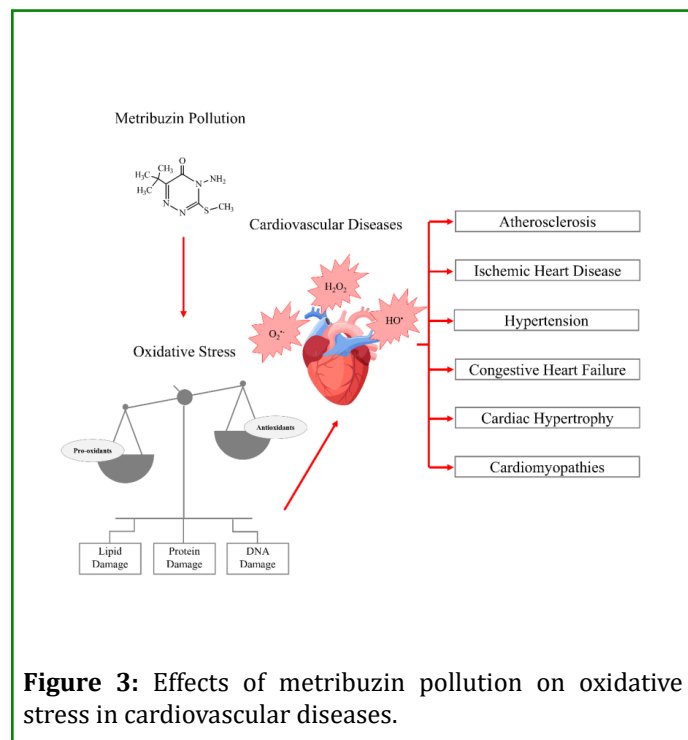


**Figure 2:** Pathological effects of oxidative stress on cardiovascular systems [43].

## Discussion

An imbalance between antioxidants and pro-oxidants, favoring the latter, results in oxidative stress [12] and [44]. This phenomenon is integral to various physiological and metabolic changes, as well as numerous health issues [45]. The introduction of foreign substances can compromise antioxidant defense mechanisms, such as glutathione (GSH), catalase (CAT), glutathione transferase (GST), and superoxide dismutase (SOD), and leading to premature and excessive free radical production. This process ultimately damages macromolecules, including DNA [1]. Pesticides can trigger oxidative stress by generating free radicals and modifying antioxidant or oxygen free-radical scavenging enzymes, including superoxide dismutase (SOD), catalase (CAT), glutathione peroxidase (GPx), glutathione reductase (GR), and glutathione transferase (GST) [46]. Studies have indicated that specific pesticides can stimulate the production of reactive oxygen species (ROS), inducing oxidative stress in organisms that are not the intended targets [11]. Furthermore, metribuzin exposure has been correlated with the occurrence of oxidative stress within cellular environments [4]. The creation of oxygen-free radicals is regarded as the principal mechanism underlying pesticide toxicity, fostering an increased generation of reactive oxygen and nitrogen species. This process leads to elevated lipid peroxidation across diverse tissues and a subsequent decrease in antioxidant defenses [47]. As a result, scientists have suggested that lipid peroxidation plays a key role in the toxic effects of pesticides [48]. This biochemical process, which can impair the integrity and functionality of cellular membranes, is initiated when free radicals attack lipids and is typically evaluated by measuring malondialdehyde (MDA) concentrations [2]. Pesticides and other foreign substances can trigger acute inflammation, which in turn enhances their harmful effects on various physiological systems [20]. Animal studies have shown that metribuzin exposure may lead to negative health outcomes, including changes in the histological structure of tissues [49]. Certain pesticides are known to cause cellular toxicity through mechanisms involving oxidative responses, which can lead to various detrimental effects. These include both programmed and unplanned cell death, harm to lipids in cell membranes, disruption of metabolic processes, changes in various signaling pathways, or alterations to tight junctions [50]. Research indicates a possible connection between exposure to pesticides and chronic health conditions, particularly those affecting the cardiovascular system [15]. For instance, some organophosphate compounds, such as diazinon, can trigger oxidative stress in the cardiovascular system. This stress can cause significant changes in proteins, including their accelerated breakdown, potentially resulting in

arrhythmias (Figure 3). These arrhythmias may occur due to imbalances in electrolytes or disruptions in the mechanisms responsible for repairing and healing damaged heart muscle tissue [51]. The primary myocardial enzymes measured are glutamyl oxaloacetic transaminase (GOT), lactate dehydrogenase (LDH), and creatine phosphokinase (CPK). When cardiomyocytes undergo inflammation (myocarditis) or necrosis (myocardial infarction) due to various causes, these enzymes from heart cells can enter the bloodstream, leading to an increase in their activity (concentration) [52]. The heart is particularly vulnerable to oxidative stress from free radicals because it contains a greater concentration of mitochondria and lower levels of antioxidant enzymes compared to other organs [40].



**Figure 3:** Effects of metribuzin pollution on oxidative stress in cardiovascular diseases.

## Conclusion

This comprehensive information provides a substantial understanding regarding the deleterious effects associated with the exposure to metribuzin, thereby enabling us to unequivocally establish the significant contribution of these particular pesticides to the development of cardiovascular diseases, even when administered in minimal dosages, which is particularly concerning not only in the context of individuals who have experienced occupational exposure, but also extends to the broader general population who may inadvertently consume food products or water that has been contaminated with these harmful pesticides, thus posing a serious threat to public health at large.

## References

- Derouiche S, Mohcem OSR, Serouti A (2020) The effect of herbicide metribuzin on environment and human: A systematic review. *J Pharm Biosci* 8(4): 10-15.
- Kadeche L, Bourogaa E, Saoudi M, Boumendjel A, Djeflal A, et al. (2017) Ameliorative effects of vanillin against metribuzin-induced oxidative stress and toxicity in rats. *Int J Pharm Pharm Sci* 9(1): 56-62.
- Derouiche S, Serouti A, Mohcen OSR (2019) Risk of Metribuzin (Triazinone herbicide) on hematological and renal structure and function of pregnancy rabbits. *Asian J Biol Sci* 12(2): 192-198.
- Derouiche S, Mohcen OSR, Serouti A (2018) Triazinone herbicide metribuzin induced acute liver injury: A study of animal model. *J Acute Dis* 7(4): 152-157.
- Sajad M, Shabir S, Singh SK, Bhardwaj R, Alsanie WF, et al. (2024) Role of nutraceutical against exposure to pesticide residues: power of bioactive compounds. *Front nutr* 11: 1342881.
- Rubio-Armendariz C, Paz-Montelongo S, Gutiérrez-Fernandez A J, Luis-Gonzalez G, Hardisson A (2024) Metribuzin. *Encyclopedia of Toxicology: Elsevier* 6: 359-365.
- Jamil S, Khan SR, Sultana B, Hashmi M, Haroon M, et al. (2018) Synthesis of saucer shaped manganese oxide nanoparticles by co-precipitation method and the application as fuel additive. *J Clust Sci* 29: 1099-1106.
- Chiali FZ, Merzouk H, Merzouk S, Medjdoub A, Narce M (2013) Chronic low level metribuzin exposure induces metabolic alterations in rats. *Pestic Biochem Physiol* 106(1-2): 38-44.
- Lahlaf RZ, Belkacem M, Laabed F, Khenifi A (2024). Removal of Metribuzin and Bentazon by LDH-HA Modified Material: Kinetic and Equilibrium Study. *Soil and Sediment Contamination: An International Journal*, pp: 1-28.
- Tuti M, Das T (2011) Sequential application of metribuzin on weed control, growth and yield of soybean (*Glycine max*). *Indian J Agron* 56(1): 57-61.
- Kadeche L, Bourogaa E, Boumendjel A, Djeflal A, Abdennour C, et al. (2016) Quercetin attenuates metribuzin-induced biochemical and hematological toxicity in adult rats. *Int J Pharm Sci Rev Res* 40(1): 38-46.
- Guemari IY, Boulaares I, Derouiche S (2024) Study of the Role of Oxidative Stress in Pathophysiology of Cardiovascular Diseases. *Collective Journal of Cardiovascular Medicine* 1(1): ART0014.
- Gaidai O, Cao Y, Loginov S (2023) Global Cardiovascular Diseases Death Rate Prediction. *Current Problems in Cardiology* 48(5): 101622.
- Deng P, Fu Y, Chen M, Wang D, Si L (2023) Temporal trends in inequalities of the burden of cardiovascular disease across 186 countries and territories. *International Journal for Equity in Health* 22(1): 164.
- Mostafalou S, Abdollahi M (2013) Pesticides and human chronic diseases: Evidences, mechanisms, and perspectives. *Toxicology and Applied Pharmacology* 268(2): 157-177.
- Mirzavand S, Aeni M, Najafgholi HM, Rezamahalleh HM (2024) Identification and Characterization of Bacterial Strains Capable of Degrading Atrazine and Metribuzin Herbicides in Sugarcane Fields. *Sugar Tech* 26(1): 95-105.
- Ay KO, Dikmen G, Koyuncu O (2024) Application of high sensitive silver nanocubes SERS substrate for detection of metribuzin. *Journal of Molecular Structure* 1297: 136869.
- Zeng X, Du Z, Ding X, Jiang W (2021) Protective effects of dietary flavonoids against pesticide-induced toxicity: A review. *Trends Food Sci. Technol* 109: 271-279.
- Pizzino G, Irrera N, Cucinotta M, Pallio G, Mannino F, et al. (2017) Oxidative stress: harms and benefits for human health. *Oxid Med Cell Longev*.
- Chetehouna S, Atoussi O, Boulaares I, Guemari I Y, Derouiche S (2020) The effect of Chronic Tobacco smoking on Atherogenic index and Cardiovascular diseases risk in El-Oued (Algeria) Men. *Asian J Res Chem* 13(6): 489-493.
- Fouad M, Aly M, El-Aswad A, Badawy M (2024) Effect of particles size on adsorption isotherm of chlorantraniliprole, dinotefuran, bispyribac-sodium, and metribuzin into sandy loam soil. *Current Chemistry Letters* 13(1): 61-72.
- Kumar V, Singh V, Flessner M, Reiter MS, Kuhar T, et al. (2023) Volunteer rapeseed infestation and management in corn. *Agronomy Journal* 115(6): 2925-2937.
- Saygili VI, Kadioglu I, Belguzar S, Yanar Y (2024) Effect of Some Herbicide (Metribuzin, Pendimethalin and Fluazifop-p-Butyl) on *Bacillus cereus* and *Pseudomonas putida*. *Journal of Agricultural Faculty of Gaziosmanpaşa*

- University (JAFAG) 40(3): 155-162.
24. Gitsopoulos T, Georgoulas I, Vazanelli E, Botsoglou D (2024) Selectivity of the Premixtures Flufenacet, Diflufenican and Flufenacet, Diflufenican, Metribuzin on Bread Wheat (*Triticum aestivum* L.) and Barley (*Hordeum vulgare* L.) and Efficacy on ALS/ACCase-Resistant Populations of *Lolium rigidum* Gaudin. *Agronomy* 14(5): 949.
  25. Abou-Khater L, Maalouf F, Patil SB, Balech R, Nacouzi D, et al. (2021) Identification of tolerance to metribuzin and imazethapyr herbicides in faba bean. *Crop Science* 61(4): 2593-2611.
  26. Kadam SR, Pejaver MK (2023) Biodegradation and Kinetic Study of Hazardous Metribuzin Herbicide Using a Novel Soil Bacterial Isolate *Olivibacter oleidegradans* Strain SP01 in Aqueous Solution. *Nature Environment and Pollution Technology* 22(2): 1009-1015.
  27. Volova TG, Zhila NO, Vinogradova ON, Nikolaeva ED, Kiselev EG, et al. (2016) Constructing herbicide metribuzin sustained-release formulations based on the natural polymer poly-3-hydroxybutyrate as a degradable matrix. *Journal of Environmental Science and Health, Part B* 51(2): 113-125.
  28. Li S, Mcintyre H (2024) Toxicity Assessment of 36 Herbicides to Green Algae: Effects of Mode of Action and Chemical Family. *Agrochemicals* 3(2): 164-180.
  29. Kumar S, Kumar S, Kumar JP, Chaudhary S, Kumar R, et al. (2020) Herbicidal characterization of metribuzin and its complexes with Fe (II), Co (II) AND Ni (II). *The International journal of analytical and experimental modal analysis* 12(10): 539-546.
  30. Yahiaoui O, Aizel L, Lounici H, Drouiche N, Goosen MFA, et al. (2011) Evaluating removal of metribuzin pesticide from contaminated groundwater using an electrochemical reactor combined with ultraviolet oxidation. *Desalination* 270(1-3): 84-89.
  31. Kadam SR, Jadhav NL, Pandit AB, Pejaver MK (2021) Degradation kinetics and mechanism of hazardous metribuzin herbicide using advanced oxidation processes (HC & HC+ H<sub>2</sub>O<sub>2</sub>). *Chemical Engineering and Processing - Process Intensification* 166: 108486.
  32. Boyandin AN, Kazantseva EA (2021) Constructing slow-release formulations of herbicide metribuzin using its co-extrusion with biodegradable polyester poly- $\epsilon$ -caprolactone. *Journal of Environmental Science and Health B* 56(5): 467-476.
  33. Rahman TAA, Ismail II, Seloma AS, Shalaby MA (2023) Impact of Formulation Type on Stability of Metribuzin Herbicide Under Certain Environmental Conditions. *Egyptian Journal of Chemistry* 66(13): 2045-2057.
  34. Honorio MO, Junior EVL, Moreira RFPM, Sena RF, Jose HJ (2013) Removal of metribuzin by ozonation: effect of initial concentration and pH. *Journal of Environmental Protection* 4(6): 564-569.
  35. Pohanish RPM (2015) Sittig's Handbook of Pesticides and Agricultural Chemicals. In: Pohanish RP (Eds.), 2<sup>nd</sup> (Edn.), Oxford: William Andrew Publishing, pp: 518-597.
  36. Hammadi M, Derouiche S (2024) A study on the prevalence and risk factors of coronary artery disease in patients with metabolic syndrome infected and not infected with COVID 19 from El-Oued (Algeria) region. *Biomedicine* 44(1): 89-95.
  37. Stewart J, Manmathan G, Wilkinson P (2017) Primary prevention of cardiovascular disease: A review of contemporary guidance and literature. *JRSM cardiovascular disease* 6.
  38. Senoner T, Dichtl W (2019) Oxidative stress in cardiovascular diseases: still a therapeutic target. *Nutrients* 11(9): 2090.
  39. Boulaares I, Derouiche S, Guemari I Y (2024) Protective effect of ObE against Doxorubicin-Induced immunosuppression and Cardiotoxicity in Rats. *Res J Pharm Technol* 17(4): 1839-1843.
  40. Boulaares I, Derouiche S, Guemari IY (2024) Impact of Doxorubicin Chemotherapy on Oxidative Stress Status in Heart and Liver: An experimental Study on Rats. *Pharmaceutical Sciences & Analytical Research Journal* 6(3): 180067.
  41. Qazi MA, Molvi KI (2018) Free radicals and their management. *American Journal of Pharmacy and Health Research* 6(4): 1-10.
  42. Boulaares I, Guemari IY, Derouiche S (2020) Analysis of Some Hematological and Biochemical Markers in Women Cancer Patients Receiving Doxorubicine Chemotherapy. *J Pharm Biosci* 8(1): 29-34.
  43. Dubois-Deruy E, Peugnet V, Turkieh A, Pinet F (2020) Oxidative stress in cardiovascular diseases. *Antioxidants* 9(9): 864.
  44. Atoussi O, Chetehouna S, Boulaares I, Guemari IY, Derouiche S (2021) Analysis of blood pressure, lipid profile and hematological biomarkers in men addicted to tobacco chewing. *Res J Pharmacol Pharmacodyn* 13(1):

- 1-4.
45. Derouiche S (2020) Oxidative stress associated with SARS-Cov-2 (COVID-19) increases the severity of the lung disease-a systematic review. *Journal of Infectious Diseases and Epidemiology* 6(3): 121-126.
46. Sengupta P, Banerjee R (2014) Environmental toxins: Alarming impacts of pesticides on male fertility. *Human & experimental toxicology* 33(10): 1017-1039.
47. Medithi S, Jonnalagadda PR, Jee B (2021) Predominant role of antioxidants in ameliorating the oxidative stress induced by pesticides. *Archives of environmental & occupational health* 76(2): 61-74.
48. Ali M, Rizvi TF, Perveen Z, Mishra GC, Kumar R, et al. (2014) Lipid peroxidation as a biomarker for exposure of pesticides. *International Journal of Advanced Research* 2(9): 717-720.
49. Medjdoub A, Merzouk S, Merzouk H, Chiali F, Narce M (2011) Effects of Mancozeb and Metribuzin on in vitro proliferative responses and oxidative stress of human and rat spleen lymphocytes stimulated by mitogens. *Pestic Biochem Physiol* 101(1): 27-33.
50. Ilboudo S, Fouche E, Rizzati V, Toe AM, Gamet-Payrastre L, et al. (2014) *In vitro* impact of five pesticides alone or in combination on human intestinal cell line Caco-2. *Toxicol Rep* 1: 474-489.
51. Zago AM, Faria NM, Favero JL, Meucci RD, Woskie S, et al. (2022) Pesticide exposure and risk of cardiovascular disease: A systematic review. *Global Public Health* 17(12): 3944-3966.
52. Zheng Q, Wang H, Hou W, Zhang Y (2021) Use of anti-angiogenic drugs potentially associated with an increase on serum AST, LDH, CK, and CK-MB activities in patients with cancer: a retrospective study. *Front cardiovasc med* 8: 755191.